




# DOLL BED

DESIGNED BY RAY REYNOLDS



UNDERSIDE OF BED



CLOSE-UP OF UNDERSIDE

# SPECIFICATIONS

SIDE RAIL'S (2) 15 X  $\frac{3}{4}$  X  $1\frac{1}{2}$

MAKE A  $\frac{5}{8}$  X  $\frac{3}{8}$  RABBET ON SIDE TO SUPPORT SLATS.  
ROUND OVER OUTSIDE EDGES  
SEE END VIEW OF SIDE RAIL ON PATTERN PAGE

BED SLATS (5)  $8\frac{1}{2}$  X  $1\frac{1}{2}$  X  $\frac{1}{4}$

BED POSTS (2)  $5\frac{1}{2}$  X  $\frac{3}{4}$  X  $\frac{5}{8}$

(2)  $4\frac{1}{2}$  X  $\frac{3}{4}$  X  $\frac{5}{8}$

ROUND OVER TOPS

END SUPPORTS (2)  $7\frac{3}{4}$  X  $\frac{5}{8}$  X  $\frac{7}{8}$  (NOMINAL)

SIZE TO FIT BETWEEN SIDE RAILS AND ATTACH TO  
HEADBOARD/FOOTBOARD

SEE PICTURE SHOWING CLOSE-UP OF UNDERSIDE.


HEADBOARD/FOOTBOARD (2)  $3\frac{3}{8}$  X  $9\frac{1}{8}$  X  $\frac{1}{2}$

EASE ALL EDGES SO THERE ARE NO SHARP CORNERS.


SIZED SO ALL PARTS CAN BE RESAWN FROM 2 X 4 MATERIAL

$8\frac{1}{2}$  X 15 INSIDE

PATTERNS



END VIEW OF SIDE RAIL



HEADBOARD/FOOTBOARD